

MONTHLY MEMBERSHIP PROGRESS REPORT

District 1 J

Results as of: 12/31/2023

GMT:

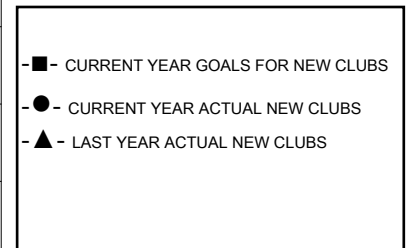
LOCATION ILLINOIS

GMT CA

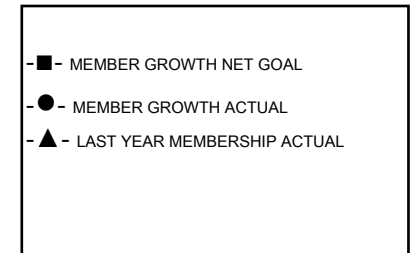
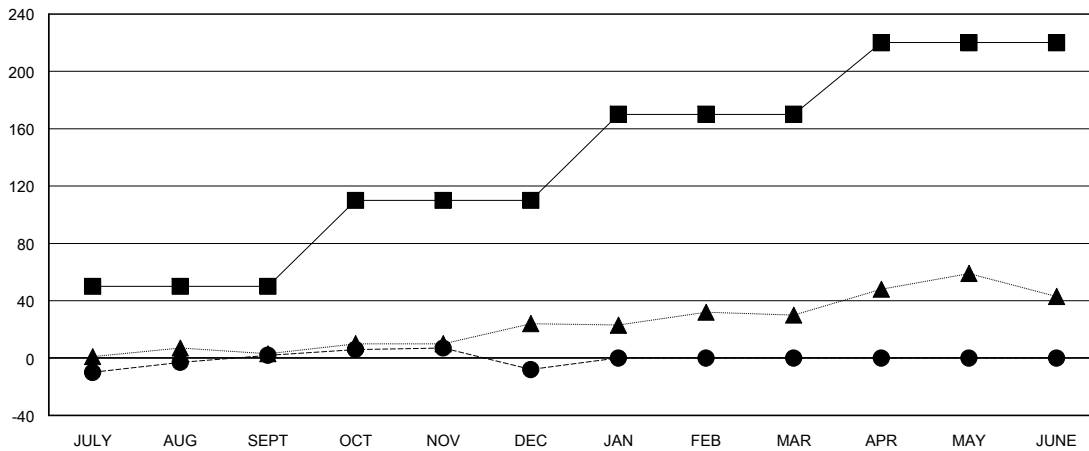
Clubs			
RESULTS FOR 2023-2024			
QUARTER	NEW CLUB GOAL	NEW CLUBS	DROPPED CLUBS
JULY/AUG/SEPT	0	0	0
OCT/NOV/DEC	1	0	0
JAN/FEB/MAR	0	0	0
APR/MAY/JUNE	0	0	0

Members			
RESULTS FOR 2023-2024			
QUARTER	MEMBER GROWTH NET GOAL	MEMBER GROWTH ACTUAL	DROPPED MEMBERS ACTUAL (including transfers)
JULY/AUG/SEPT	50	53	49
OCT/NOV/DEC	60	28	37
JAN/FEB/MAR	60	0	0
APR/MAY/JUNE	50	0	0

GOALS AND ACTUAL NEW CLUBS CUMULATIVE



GOALS AND ACTUAL MEMBERS CUMULATIVE



DROPPED CLUBS: 0	31 CLUBS OF 56 ADDED 1 OR MORE NEW MEMBERS	<u>GENDER DISTRIBUTION</u>	
		MALE	1,522 (73.74%)
		FEMALE	541 (26.21%)
<u>DROPPED MEMBERS</u>		TOTAL FAMILY UNIT MEMBERS 205	
DECEASED	14	FAMILY MEMBERS PAYING HALF DUES 107	
CLUB CANCELLED	0		
OTHER	72		
TOTAL	86		

[CLICK HERE FOR CUMULATIVE MEMBERSHIP DATA](#)